



An Overview of Paxton Products and Solutions System Guide for Customers



With over 35 years of experience, we design and manufacture market-leading security solutions for a range of buildings. Around 25,000 buildings globally are secured with Paxton products each year. Our global Head Office is based in Brighton, we have colleagues in 12 countries and we export to over 60 countries worldwide.



Market leading access control and video intercom



Over 35 years experience



British manufacturer



Unrivalled technical and sales support



5-year warranty



Access Control

Access control offers a secure, convenient and flexible way of controlling who has access to your building and when that access is allowed.

Unlike locks and keys, access control can offer you more functionality by integrating with other systems like CCTV, fire and intruder alarms for a complete solution.

Page 4



Wireless Door Handles

Our range of wireless door handles are designed with security built-in and can be installed by themselves or as part of a wider solution to offer you more flexibility.

The electronic handles communicate wirelessly, reducing cabling and making them straightforward to fit on an existing door, saving installation time.

Page 6



Video Intercom

Video intercom allows you to validate a visitor at your entry panel before you grant them access via your internal monitor. Our video intercom system comprises three simple components; external panel, door control unit and internal monitor.

Video intercom systems can provide a great addition to an existing access control system or be used standalone.

Page 8



Video Surveillance

Video surveillance provides increased site security with a visual overview of what is happening at your premises.

A camera system can offer an increased sense of security and reassurance that your premises are protected. In the case of an attempted breach, video footage will provide you with evidence and possible identification.

Page 10

Integrations.....	Page 12
Smart Credentials.....	Page 12
Apps.....	Page 13
Solutions by feature.....	Page 14

Access Control



Why do I need it?

Access control offers a secure, convenient, flexible and cost-effective way of controlling who has access to your building and when that access is allowed.

All businesses have to protect assets and employees whilst allowing people to move freely in the areas that they need. It is common in buildings that are secured by locks and keys for doors to be left unlocked all day. This opens up the possibility of opportunist theft and malicious damage.

Installing an access control system means that you will never have to change a lock again. Tokens are issued to allow access through the controlled doors and are easily barred from the system if they are lost or stolen.

How does it work?

Once an access control system is installed, all doors controlled by the system will automatically lock when the door is closed. Anyone without a PIN or access token is unable to enter. If necessary, doors can be set to unlock during a designated time frame.

Access control also offers flexible control over users' access rights. For example, all staff can gain access through the main door of a building, but access to internal areas may be restricted to those who have a specific need to be there. Access may also be restricted by time, only granting access to particular users at certain times of day or night.



Standalone access control

Compact & Switch2

This type of system may be used to control access on one or many independent doors in a building. Access is gained by using a PIN or electronic token, and there is no need for a PC or network. Unlike a networked system, a standalone system is programmed at each door. If tokens need to be barred or codes changed, this action must be completed at every door on the system.

Great for:

- Smaller sites
- When a network isn't available
- Simple management
- Compatibility with a range of readers




Networked access control

Net2

Networked access control offers centralized control of your building from a PC. This means that commands given at the PC are sent to each of the doors instantly, such as opening doors, barring tokens and building lockdown. Other benefits of this type of system are flexible control and allowing different permissions for individuals or groups of users.

Great for:

- Multi-sites, doors and users
- Reporting
- Energy saving
- Integration possibilities



Web-based access control

Paxton10

Access control with a web-based user interface means a system administrator can access the software remotely, from anywhere with an internet connection. Paxton10 combines access and video management on one system with all the functionality of a networked system, with no network required. The system can manage up to 100 sites from a single server, with free Bluetooth smart credentials and a range of RFID token technologies.

Great for:

- Camera and access management
- Up to 1,000 doors and cameras
- Up to 100 sites and 50,000 users
- Using your smartphone for access

Wireless Door Handles



Net2 PaxLock only available with Net2



UL-294 rated for reliability of construction, performance and operation

FCC part 15 & ISED certified

PaxLock Pro available with Net2, Paxton10 or as Standalone

Available in black or white, for internal or external doors

How does it work?

PaxLock is our wireless access control range in a door handle. It offers the same security and convenience as a wired access control system but with the additional flexibility of being wireless, meaning less cabling and therefore quick and simple installation for minimal disruption.

Installing an access control system means that you will never have to change a lock again. Tokens are issued to allow access through the controlled doors and are easily barred from the system if they are lost or stolen.

PaxLock can be standalone or as part of a networked or web-based system, offering a versatile access control solution that can grow with the needs of your site.

Find out more



Networked

The Net2 PaxLock and PaxLock Pro - Mortise and Latch can be used as part of one of our networked or web-based systems. The PaxLock Pro is compatible with both Net2 and Paxton10. This means centralized management from a PC or the online user interface, and the benefit of a range of additional features including event reporting, remote management and integration with other systems like your fire alarms.

Standalone

PaxLock Pro can be fitted without a network in standalone mode, ideal for smaller sites or those not requiring the additional functionality of an online system. This simpler solution just requires a PaxLock Pro and a pack of access cards or keyfobs. Unlike a networked system, a standalone system is programmed at each door.



Case Study - PaxLock Pro

Humberside Fire and Rescue Service

The Fire and Rescue Service required an access control solution that could secure multiple sites on a single system. The system needed to be robust and reliable, to maintain the security of the premises whilst allowing ease of entry and exit when responding to an emergency. Flexible access permissions across 12 of the fire stations in the region were also essential.

Humberside Fire and Rescue Service worked with Delta Security Systems Ltd to recommend an access control solution that could meet their requirements. Based in Hull, Delta Security Systems supply electronic security systems for domestic and commercial use. They recommended Paxton's flagship access control system; Net2, with PaxLock Pro; wireless access control in a door handle, and Entry; IP video intercom.

Read More




Video Intercom - works standalone, with Net2 or Paxton10



How does it work?

Video intercom allows you to recognize a visitor calling at the main entrance before granting them access to your building. Our Entry system can work standalone or alongside our access control systems Net2 and Paxton10.

Watch the video 

With the **Paxton Entry app** you can answer the door and grant access to your building from a smartphone or tablet* from anywhere in the world! Providing total convenience, you can see and speak to your visitors on the go with a simple screen tap.

The Paxton Entry app works with both networked and standalone door entry, making it a flexible solution for any premises.

For a low monthly license fee, the Paxton Entry app is a cost-effective way to manage visitors to your building.

Networked

The Entry system can be installed alongside Net2 or Paxton10 access control, combining video intercom with the key features of each system. Users can unlock additional features such as intruder alarm and centralized management from a PC. Installing on a network is particularly beneficial for larger sites wanting additional reporting features. Install with a secondary camera for increased security.

Standalone

Entry can also be used standalone for quick, simple installation and easy user management. The system is flexible and works with our other standalone products, such as wireless door handles, to build an easy to-use system. The system can grow with your needs and be upgraded to a network, to unlock features within our software such as reporting, with no additional hardware costs.



To use the Paxton Entry app your Entry panel will need the Entry Configuration Utility v4.0 installed.
*Internet connection required for both the Entry panel and the smartphone/tablet.

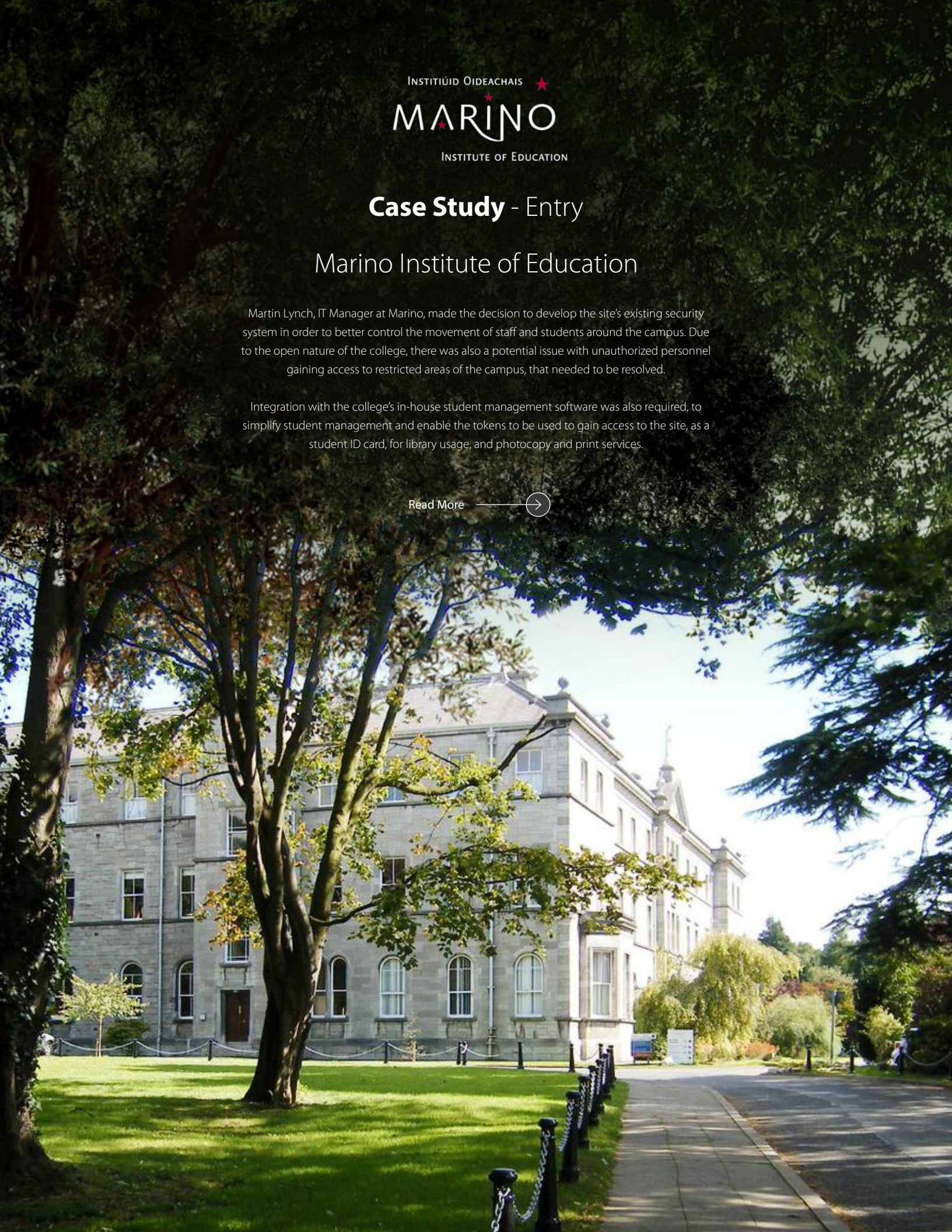
Case Study - Entry

Marino Institute of Education

Martin Lynch, IT Manager at Marino, made the decision to develop the site's existing security system in order to better control the movement of staff and students around the campus. Due to the open nature of the college, there was also a potential issue with unauthorized personnel gaining access to restricted areas of the campus, that needed to be resolved.

Integration with the college's in-house student management software was also required, to simplify student management and enable the tokens to be used to gain access to the site, as a student ID card, for library usage, and photocopy and print services.

Read More



Video Surveillance



Why do I need it?

Video surveillance offers increased security with a visual overview of your premises. Convenient and flexible, video surveillance goes hand in hand with access control to provide a complete security solution for your building.

Installing a video surveillance system means that you can see a visual overview of events at your premises. Watch real time footage or export historical video files to maintain complete peace of mind that you have a visual record of any access attempts or potential breaches of security.

Our Paxton10 system combines access control and video management to give you a versatile security system that supports global remote access.

How does it work?

Users can access their system via the online web user interface from anywhere in the world with an internet connection, or manage their system on the go with the Paxton Connect app. The video management functionality of Paxton10 collects and stores the video captured by the cameras installed on site, and provides an interface to view both live video and access recorded footage.

The software makes it easy to access video footage with an extensive range of functionality, including motion detection, video export, bookmarking and smart search. The footage can also be linked to access events to provide a comprehensive record of the movement of users, visitors and vehicles around the site.



Third party IP cameras

Already have third party IP cameras installed? Paxton10 is still the ideal choice.

The system supports all leading brands of IP video cameras, which can be easily integrated using a Paxton10 Video Controller.

One video controller provides storage and processing for up to four third-party IP cameras, whilst maintaining all the functionality of the Paxton10 Door Controller. On a single Paxton10 system, video controllers can allow you to integrate up to 1000 third party cameras with your Paxton10 system.

Access control & video management

Paxton10 combines access control and video management to make overseeing the security of your site perfectly simple. From one easy to use platform, you can restrict access to your building and control your video surveillance system.

Video footage from your Paxton10 cameras will provide you with a comprehensive visual overview of your site, linking access events to relevant recorded video. Paxton10 future-proofs your site's security with ultimate simplicity built in.

A range of free Paxton apps are also available to help you access your system and your building from a smartphone or tablet.

- Manage your site remotely
- Effectively control the flow of people around a building
- Fully compatible with Paxton's award-winning video intercom solution and wireless door handle range
- Includes a range of readers that work with a variety of different electronic token technologies, including free-of-charge Bluetooth® smart credentials to work with your smartphone or smartwatch
- Generate and run reports with ease
- Use site plans to visually manage your building



Integrations

Our Net2 software is designed to easily integrate with other security and building management systems. By integrating with other systems, you can enjoy more streamlined security and management of your building.



Intruder

Save time by integrating Net2 with your intruder alarm and reduce false alarms. Control your intruder and access systems as one, across different areas of the building.



Fire

Integrate Net2 with your fire alarm and program your system to automatically open fire doors in the event of an emergency to improve safety.



CCTV

Streamline your Net2 system with CCTV for a quick, efficient way to view footage linked to specific access events or doors.



Biometrics

Net2 integrates with leading biometric readers, allowing enrollment of biometric data within Net2. Open up new market opportunities from high security sites.

Smart Credentials

A smart credential is an access token that is stored on your smartphone or wearable technology, that can be used in place of physical access tokens. The benefit of these credentials is that they are stored on a device that we carry with us every day, making it more convenient for users to access a secured site.

Paxton10 smart credentials can be issued to system users completely free of charge, providing further cost-saving benefits as there is no need to purchase new tokens when old ones are lost, stolen, or not returned.

Apps



Paxton Connect

Straightforward to use, the Paxton Connect app provides easy and flexible site management for your Net2 or Paxton10 system, and enables you to manage multiple sites remotely from a smartphone or tablet.

Features include the ability to open doors remotely from wherever you are; add, delete and edit users; quickly establish where users are in the event of an emergency; and view default Net2 or Paxton10 reports live or from the last 365 days, wherever you have an internet connection.



Paxton Key

The Paxton Key app allows you to make use of your smartphone, smart watch or tablet in place of electronic tokens or traditional keys with your Paxton10 system. These are called smart credentials.

Utilizing the built-in Bluetooth® wireless technology in Paxton10 readers, your smart device can securely communicate with the Paxton10 system to grant or deny access. Paxton Key also enables you to carry out predefined building management functionality – such as setting the intruder alarm.



Solutions by feature

	Compact & Switch2	Net2	Paxton10
Use with video intercom	✓	✓	✓
Use with wireless door handles	✓	✓	✓
Simple card and token administration	✓	✓	✓
Number of users	Up to 5,000	Up to 50,000	Up to 50,000
Vandal resistant options	✓	✓	✓
Energy saving options	Switch2 only	✓	-
Wide range of readers, cards and tokens	✓	✓	✓
Hands free compatible	Switch2 only	✓	✓
No network required	✓	-	-
Modular, single door architecture	-	✓	✓
Central administration from a PC	-	✓	-
Web-based user-interface	-	With Pro software	✓
Remote access from anywhere via the web user-interface	-	With Pro software	✓
Free suite of mobile applications	-	With Pro software (Paxton Connect only)	✓
Bluetooth® smart credentials	-	-	✓
Real time event reporting	-	✓	✓
Integrate your system - CCTV, intruder and fire alarms	-	✓	✓
Biometrics	-	With integrated 3rd-party biometric readers	Paxton Key app
Security lockdown	-	With Pro software	-
Timesheet and timeline - to log working hours	-	✓	-
Anti-passback to prevent token sharing	-	With Pro software	✓
Embedded video management software	-	-	✓
Customizable dashboards to suit any user requirements	-	-	✓
Visual site plans	-	-	✓
Multi-site management from a single server	-	-	✓
Occupancy Management	-	With Pro software	-
Checkpoint Control	-	With Pro software	-

“We are still discovering the possibilities of Net2, there have been so many benefits. I know exactly who has what access and generally I feel safer.”





All information and specifications correct at the point of publication, but may be subject to change without notice. The Bluetooth® word mark and logos are registered trademarks owned by the Bluetooth SIG, Inc. and any use of such marks by Paxton Access Inc. is under license.

 Please recycle responsibly. This guide can be viewed digitally on our website.